




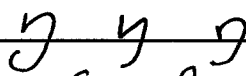




Macintosh Keyboard Equivalents for Symbols in J. P. Harrington's Field Notes

This chart shows keystrokes for unusual letters and diacritic symbols we have encountered so far. If you find additional symbols or symbols you do not recognize, please see your contact on the project.




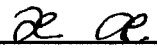





Multiple diacritics above a letter are typed sequenced lower to higher.

An open double angle bracket : « (type option \) indicates a symbol that represents a sound similar to the phonetic value of the typed letter.

CONSONANTS

HARRINGTON'S SYMBOLS	TYPED VERSION	PROJECT EQUIVALENT
	đ	«d (option \ d)
	Γ	«G (option \ G)
	†	£ (option 3)
	ng	«n (option \ n)
	<i>smaller</i> ∫	∫ (option b)
	<i>larger</i> ∫	\$ (shift 4)
	θ	«t (option \ t)
	ç	Ç (option c)

VOWELS

	α	«a (option \ a)
	<i>inverted</i> V	«A (option \ A)
	å	â (option a)
	æ	æ (option ')
	<i>inverted</i> e	«e (option \ e)
	<i>inverted</i> er	«r (option \ r)
	<i>reversed</i> C	«O (option \ o)
	ω	«O (option \ shift O)
	υ	«u (option \ u)

**DIACRITICAL MARKS
HARRINGTON'S SYMBOLS**

PROJECT EQUIVALENT

◌̇	◌̈	X ^{◌̇}	◌̇	(option j)
◌̉	◌̊	X ^{◌̉}	◌̉	(shift option j)
◌̋		X ^{◌̋}	\r	
◌̌		X ^{◌̌}	\t	
◌̍		X ^{◌̍}	\y	
◌̎		X ^{◌̎}	\T	
◌̏		X ^{◌̏}	\#	
◌̐		X ^{◌̐}	/,	(except for ç)
◌̑		X ^{◌̑}	◌̑	(option k)
◌̒		X ^{◌̒}	/°	(/ option k)
◌̓		X ^{◌̓}	-	(shift option ,)
◌̔		X ^{◌̔}	^	(option i space)
◌̕		X ^{◌̕}	≈	(option x)
◌̖		X ^{◌̖}	/≈	(option x)
◌̗		X ^{◌̗}	˘	(shift option .)
◌̘		X ^{◌̘}	/˘	(/ shift option .)
◌̙		X ^{◌̙}	•	(option 8)
◌̚		X ^{◌̚}	•	period, on the line
◌̛		X ^{◌̛}	/•	(shift option 9)
◌̜		X ^{◌̜}	•	(shift option 9)
◌̝		X ^{◌̝}	m •°	(m, shift option 9, option 0)
◌̞		X ^{◌̞}	◌̞	(option l)

OVERSTRIKE CHARACTERS AVAILABLE FOR DIACRITICS OVER a, e, i, o, u

- á, é, í, ó, ú option e, plus vowel
- à, è, ì, ò, ù option ` , plus vowel
- â, ê, î, ô, û option i, plus vowel
- ä, ë, ï, ö, ü option u, plus vowel
- ã, õ, ñ option n, plus a, o, n
- e~, i~, u~, etc.
- á´ option e and option e space
- à` option ` and option e space
- á^ any second or third diacritic follows vowel
- à´ any second or third diacritic follows vowel: option ` (top left key) then letter, then option e then space
- a> a≥ option period, arrow over letter

For diacritics over other symbols, type the consonant followed by the diacritic. Multiple diacritics are sequenced. For example an x with a line and an accent above it is typed: x[´] \acute{x}

MISCELLANEOUS DIACRITICS

- ´ option e plus space or shift option e
- ` plus any vowel
- ¨ option u
- ~ tilde (option n then space)
- ˇ hacek (shift option t)
- ” two single vertical lines (shift option g)

MISCELLANEOUS SYMBOLS

- ✓ insert a description, for example: {diacritic or symbol(s) written inside V-shape or large check mark} ✓

CROSS REFERENCE SIGNS

- ⌘ eyelet (using dagger symbol: option t = †)
- ⊕ circle with cross: describe as follows {cross reference circle with cross}

Describe any other signs in the Text field a within curly brackets as if they are drawings . For example: {triangle} {diamond} {square}.